

## TWILLING

The needleart of Twilling has been around for over 400 years. Like its companion, Candlewicking, it is enjoying a revised popularity. Twilling is a knotted stitch which has been called many names: Old English Knot, Double Knot, Smyrna Stitch, Palestrina Stitch, Basque Knot, and Tied Coral Stitch. During the 17th century it was mainly used for borders and outlining designs on quilts, bedspreads, curtains and tablecloths. Twilling consists of a series of knots connected to form a flowing design. It is a simple, yet elegant needleart.

Mary Jane Fast  
Route 3, Box 180  
Guymon OK 73942

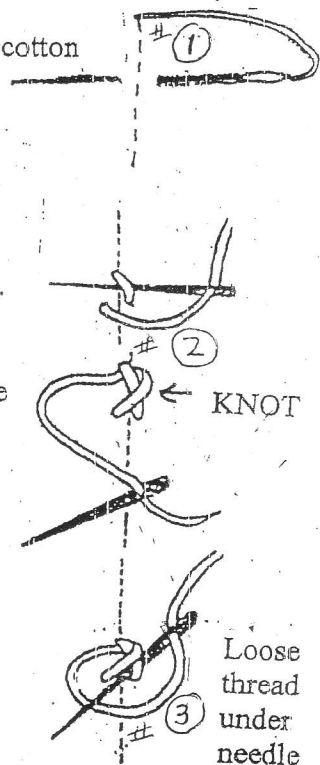
Phone 580-338-6488  
e-mail [jamjfast@hotmail.com](mailto:jamjfast@hotmail.com)



### TWILLING – RUSSIAN EMBROIDERY-COLONIAL TWILLING – PALESTRINA KNOT

1. Thread needle with about 2 yds. thread. Use J.P. Coats 100% cotton Knit-Cro Sheen. Color: ECRU
2. Tie a small knot in each end of the thread.
3. To start stitching, come up at any line on the pattern.
4. Each knot has 3 steps.

- Step #1 Move down pattern line about 1/8" from start and take a small stitch. This is the base stitch. This is the only stitch that is seen on the wrong side.
- Step #2 Slide needle between base stitch (thread) and fabric from right to left. Pull firm.
- Step #3 Slide needle under same two threads and go over the loop of thread hanging down at the left. Pull thread until you have a loose knot. The next stitch is Step #1 and that will hold down the loose loop.

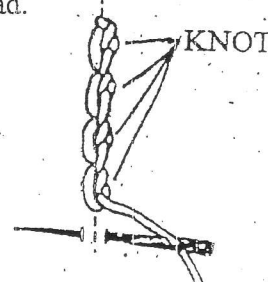


Continue repeating the 3 steps moving down about 1/8" each time. When you are about to run out of thread, go down through the fabric to the right of the line like you are starting step #1. Then run the thread under a few stitches on the back to anchor thread.


Re-thread your needle and come up to the left of the line and continue with step #2.

Let your needle drop every so often to let the twists work out of the thread.

Don't jump across more than about 1/2" on the back. Instead tie off your thread and start over.



► **2. Knit-Cro-Sheen® Big Ball**  
Large 325-yard ball of 4-ply 100% mercerized cotton crochet thread, bedspread weight. U.S.A. State color number.  
SW080865 \$1.89 each



**Wrights**

7515  
#20